

04



AUTOMOTIVE EQUIPMENT

SERVICE TOOLS



FUEL INJECTION PRESSURE TESTER KIT



Features :

- Suitable for Japanese, American and European cars
- Comprehensive kit of adaptors and fitting for most fuel injection system
- 3-1/2" gauge with dual scale (psi and bar), reading from 0-140psi and 0-10bar

Article No	KW1900613
Model No.	EPSTF
Description	Fuel Injection Pressure Tester Kit
Specification	
Pressure Gauge (Psi/bar)	0 - 140 / 0 - 10
Package Dimension (mm)	430 x 330 x 410
Weight (kg)	4.5

OIL PRESSURE TESTER KIT



Features :

- Design to check engine oil pressure in both cars and trucks
- Easy to read dual scale gauge
- Complete with 24" (600mm) oil proof hose with 1/8" NPT

Article No	KW1900614
Model No.	EPSTO
Description	Oil Pressure Meter
Specification	
Pressure Gauge (Psi/bar)	0 - 500 / 0 - 35
Hose NPT (inch)	1/8
NPT Adaptor (inch)	1/4 & 3/8
Package Dimension (mm)	360 x 70 x 240
Weight (kg)	1.2

RADIATOR PRESSURE TESTER KIT



Including radiator cap pressure tester

Features :

- To check the condition of automobile radiator
- Easy to check the leakage of radiator and the condition of radiator cap
- Suitable for all kind of car radiator

Article No	KW1900618
Model No.	EPSTR
Description	Radiator & Cap Pressure Tester Kit
Specification	
Pressure Gauge (Psi/bar)	0 - 35 / 0 - 2.5
Oil Hose (inch)	5/16 & 3/8
T Shape Joint (inch)	5/16 & 3/8
Package Dimension (mm)	500 x 120 x 420
Weight (kg)	6

PETROL ENGINE COMPRESSION TESTER KIT and WITH ADAPTOR



KW1900615

Features :

- Include adaptor : 10 x 1 , 12 x 1.25 , 14 x 1.25 , 18 x 1.5 (F/ KW1900615)
- Quickly and accurately check compression on petrol engines
- Supplied with plastic carrying case

Article No	KW1900615
Model No.	EPSTPC
Description	Petrol Engine Compression Tester
Specification	
Pressure Gauge (Psi/bar)	0 - 300 / 0 - 20
Thread Sizes	- M10 x M12 - M14 x M18
Adaptor (mm x inch)	10 x 1, 12 x 1.25, 14 x 1.25, 18 x 1.5
Package Dimension (mm)	350 x 80 x 250
Weight (kg)	2



KW1900616

Features :

- Quickly and accurately check compression on petrol engines
- Supplied with plastic case

Article No	KW1900616
Model No.	EPSTPCS
Description	Petrol Engine Compress With Adaptor
Specification	
Pressure Gauge (Psi/bar)	0 - 300 / 0 - 20
Thread Sizes	- M10 x 1.0 - M12 x 1.25 - M14 x 1.25 - M18 x 1.5
Adaptor (mm x inch)	10 x 1, 12 x 1.25, 14 x 1.25, 18 x 1.5
Package Dimension (mm)	310 x 60 x 210
Weight (kg)	1.5

DIESEL ENGINE COMPRESSION TESTER KIT



Features :

- Quickly and accurately check compression on diesel engines
- Supplied with plastic carrying case

Article No	KW1900617
Model No.	EPSTDC
Description	Diesel Engine Compression Tester
Specification	
Pressure Gauge (Psi/bar)	0 - 1000 / 0 - 70 / 0 - 71 (Psi/bar/kgf cm2)
Glow Plug Adaptor	- M10 x 1 x 91mm - M10 x 1 x 119mm - M10 x 1.25 x 135mm - M22 x 1.5 x 118mm - M10 x 1 x 113mm - M8 x 1 x 102mm - M10 x 1 x 83mm - M10 x 1.25 x 67mm - M12 x 1.25 x 51mm
Injector Adaptor	- M24 x 1.5 x 88mm - M22 x 1.5 x 75mm - M24 x 2 x 63mm - M20 x 1.5 x 75mm
Screw Adaptor	M18 x 1.5 160mm
Package Dimension (mm)	380 x 80 x 290
Weight (kg)	3.5


TESTING MANIFOLD



- Features :
- Complete with 3pcs Charging Hose
 - Suitable for R134A refrigerants
 - Large scale for easy reading

Article No	KW1900505	KW1900506
Model No.	ERSR134	ERSR22
Description	Testing Manifold R134A 36" / 90cm	Testing Manifold F/R22, 36" / 90cm
Specification		
Package Dimension L x W x H (mm)	400 x 80 x 250	240 x 100 x 180
Weight (kg)	1.9	1.2

VACUUM PUMP



- Features :
- Complete with 3pcs Charging Hose
 - Suitable for R134A refrigerants
 - Large scale for easy reading

Article No	KW1900533	KW1900534	KW1900535
Model No.	ERSV03	ERSV05	ERSV07
Description	Vacuum Pump 1/3HP	Vacuum Pump 1/2HP	Vacuum Pump 3/4HP
Specification			
Input Voltage (V/Hz/Ph)	220 / 50 / 1	220 / 50 / 1	220 / 50 / 1
Flow Rate (ℓ/min)	100	170	226
Ultimate Vacuum (Pa)	5	5	5
Power (HP)	1/3	1/2	3/4
Inlet Port Ø (inch)	1/4 & 3/8	1/4 & 3/8	1/4 & 3/8
Oil Capacity (mℓ)	280	320	800
Package Dimension L x W x H (mm)	450 x 200 x 310	450 x 200 x 310	450 x 200 x 310
Weight (kg)	15	16	17

PART WASHER



Water and aqueous based solvent only

- Features :
- Convenient and easy for use
 - Rugged welded steel
 - Provide with basket and flexible hose for cleaning small parts

Article No	KW1900313
Model No.	ERSW75
Description	Part Washer 20 Gallon
Specification	
Tank capacity (gallon)	20
Input Voltage solvent Pump (V/Hz/Ph)	240 / 50 / 1
Solvent capacity (gallon)	12
Flow max. motor (l/H)	1000
Package Dimension (mm)	760 x 520 x 875
Weight (kg)	15

PLASTIC CREEPER



- Features :
- Ergonomic design is to make easy operation.
 - Supplied with 6 wheel for easy maneuver

Article No	KW0101976
Model No.	ERSP1030
Description	Plastic Creeper
Specification	
Dimension (mm)	1030 x 510 x 100
Weight (g)	6.2

BATTERY TESTER 6/12V 200-1000CCA

Features :

- Suitable for Testing 6/12V Batteries
- Easy Carry/ Simple to Use
- Completely Portable, Outside Power not Require Complete Test done in 30s

Article No	10376453
Model No.	ERBT10
Description	Battery Tester 6/12V 200-1000CCA
Specification	
CCA Scale (A)	200 – 1000
Meter Range (V)	0 - 16
Battery Type (V)	6 - 12
Test Load Current (A)	0 - 1000
Package Dimension L x W x H (mm)	165 x 85 x 325
Weight (kg)	1.1

BATTERY TESTER 6/12/24V 2000CCA

Features :

- Suitable for testing 6/12/24 V batteries, alternator, and starters
- Variable load adjustment for accurate result on a variety of battery sizes
- Heavy duty clamp penetrates corrosion on battery terminals

Article No	10376454
Model No.	ERBT20
Description	Battery Tester 6/12/24V 2000CCA
Specification	
CCA Scale (A)	100 – 2000
Meter Range (V)	0 – 30
Meter Range (Ah)	<320
Battery Type (V)	6 / 12 / 24
Test Load Current (A)	0 – 1000
Package Dimension L x W x H (mm)	43.5 x 42.5 x 31
Weight (kg)	11

BATTERY TESTER DIGITAL 12V 1400CCA

Features :

- Test result can be store + detachable printer
- LCD displays shows detailed step by step procedure
- High/Low voltage capture for improved starter/charging system testing

Article No	10376455
Model No.	ERBTP14
Description	Battery Tester Digital 12V 1400CCA
Specification	
Voltage Range (Volt DC)	7.6-17
Rating System	CCA, SAE & EN = 50 – 1400 IE & DIN = 50 – 800
Operating Temperature (°F, °C)	0 to 120, -18 to 50
Display	LCD
Package Dimension L x W x H (mm)	340 x 310 x 285
Weight (kg)	0.6

POWER INVERTER 15V 100-230V 2000W

Features :

- Pure sine wave with input voltage 10.5 – 15 V
- Digital display + On/Off Output switch
- Low voltage warning

Article No	10376452
Model No.	ERBPI2
Description	Power Inverter 15V 100-230V 2000W
Specification	
Input Voltage (V)	10.5 – 15
Output Voltage AC (V)	100 / 110 / 220 / 230 / 240
Continuos Output (Watts)	1000
Peak Output (Watts)	2000
Output On/Off Switch	Yes
Package Dimension L x W x H (mm)	250 x 160 x 80
Weight (kg)	3.7

BATTERY CHARGER 12V 2A/6A/12A

Features :

- Fault diagnose and alarm
- DC 12V output up to 12Amp
- Built-in-micro processor control

Article No	KW1900939
Model No.	ERBC12
Description	Battery Charger 12V 2A/6A/12A
Specification	
Input Voltage (V/Hz/Ph)	220 / 50 / 1
Maximum rated current (A)	12
Current (A)	2 / 6 / 12
Charging Current (A)	5 – 70
Package Dimension L x W x H (mm)	210 x 150 x 220
Weight (kg)	1.5

BATTERY CHARGER 12/24 20/10A

Features :

- Microprocessor controlled unit
- LED digital display with various information
- Fully automatic

Article No	10376451
Model No.	ERBCHF10
Description	Battery Charger 12/24 20/10A
Specification	
Input Voltage (V/Hz/Ph)	230 / 50 / 1
Charging Voltage (V)	12 - 24
Charging Current 12V (A)	2 / 10 / 20
Charging Current 24V (A)	2 / 10
Charging Current	Intellegent Automatic
Package Dimension L x W x H (mm)	276 x 155 x 122
Weight (kg)	1.3

BATTERY CHARGER / START 12/24V 260/245A



- Features :
- Suitable for 12V/24V lead-acid batteries
 - Maintenance function/ power supply function
 - Trolley design easy to move

Article No	10376450
Model No.	ERBC245
Description	Battery Charger/Start 12/24V 260/245A
Specification	
Input Voltage (V/Hz/Ph)	230 / 50 / 1
Charging Voltage (V)	12 - 24
Charging Current 12V (A)	25 / 40 / 70 / 90
Charging Current 24V (A)	25 / 70
Boost/ Start 12V/24V Max (A)	700
Package Dimension L x W x H (mm)	405 x 310 x 680
Weight (kg)	27.5

BATTERY CHARGER 5A-30A 6V-72V



- Features :
- Capable to convert AC current to DC current
 - Compact and easy to operate
 - Suitable for car service, workshop and other applications where the battery used as power supply

Article No	KW1900531
Model No.	ERBC5
Description	Battery Charger 5A-30A 6V-72V
Specification	
Input Voltage (V/Hz/Ph)	220 / 50 / 1
Input Power (kVA)	2.56
Class of Insulation	F
Charging Voltage (V)	6 - 72
Charging Current (A)	5 - 30
Package Dimension L x W x H (mm)	490 x 340 x 680
Weight (kg)	36

BATTERY CHARGER



KW1900652,
KW1900653



KW1900654



KW1900655, KW1900656,
KW1900657

- Features :
- Capable to convert AC current to DC current
 - Suitable for motor cycle or car workshop
 - LED display current and voltage

Article No.	KW1900652	KW1900653	KW1900654	KW1900655	KW1900656	KW1900657
Model No.	ERBC20	ERBC30	ERBC50	ERBC100	ERBC150	ERBC200
Description	Battery Charger 20A 12V/24V	Battery Charger 30A 12V/24V	Battery Charger 50A 12V/24V	Battery Charger 100A 12V/24V	Battery Charger 150A 12V/24V	Battery Charger 200A 12V/24V
Specification						
Input Voltage (V/Hz/Ph)	220 / 50 / 1	220 / 50 / 1	220 / 50 / 1	220 / 50 / 1	220 / 50 / 1	220 / 50 / 1
Input Power (kVA)	0.6	0.9	1.5	3	4.5	6
Class of Insulation	F	F	F	F	F	F
Charging Voltage (v)	12 - 24	12 - 24	12 - 24	12 - 24	12 - 24	12 - 24
Charging Current (A)	5 - 20	5 - 30	5 - 50	5 - 100	5 - 150	5 - 200
Dimension L x W x H (mm)	340 x 220 x 260	340 x 240 x 260	380 x 280 x 280	500 x 300 x 700	500 x 300 x 700	500 x 300 x 700
Weight (kg)	10	14	20	55	68	85

BATTERY CHARGER WITH JUMP STARTER



- Features :
- Capable to be used as a jump starter
 - Suitable for starter and charging device in vehicle repair workshops
 - LED display current and voltage

Article No.	KW1900650	KW1900354	KW1900355	KW1900356
Model No.	ERSBC66	ERSBC1012	ERSBC1518	ERSBC2020
Description	Battery Charger 60A Start 650A	Battery Charger 100A Start 1200A	Battery Charger 150A Start 1800A	Battery Charger 200A Start 2000A
Specification				
Input Voltage (V/Hz/Ph)	220 / 50 / 1	220 / 50 / 1	380 / 50 / 2	380 / 50 / 3
Input Power (kVA)	1.77	2.9	4.4	4.4
Charging Voltage (v)	12 - 24	12 - 24	12 - 24	12 - 24
Charging Current (A)	60	100	150	200
Current (0 volt) (A)	650	1200	1800	2000
Batteries Start Min./Max.(Ah)	65 - 120	100 - 180	180 - 220	150 - 220
Dimension L x W x H (mm)	480 x 350 x 740	500 x 340 x 740	500 x 340 x 740	520 x 340 x 790
Weight (kg)	42	45	55	72

CABLE JUMPER



KW1900888

- Features :
- Easy to use
 - Suitable for 12V batteries

CABLE JUMPER LED



10446309

- Features :
- Easy to use
 - Suitable for 12V batteries
 - Built in LED lighted

Article No	KW1900888	10446309
Model No.	ERBJ2	ERBJL3
Description	Booster Cable 200A 2.5M	Booster Cable LED 300A 3M
Specification		
Cable Length (m)	2.5	3
Outer Diameter Cable (mm)	8	9
Capacity (A)	200	300
Packing Dimension Dia. x H (mm)	250 x 60	
Weight (kg)	1	

AUTO LIFTING



HYDRAULIC BOTTLE JACK



KW0500140

KW0500141

KW0500142

KW0500144

KW0500145

Features :

- Compact and rigid design for simple use
- Suitable for lifting many type of vehicle

Article No.	KW0500140	KW0500141	KW0500142	KW0500144	KW0500145
Model No.	ERLJB5	ERLJB10	ERLJB20	ERLJB30	ERLJB50
Description	Hydraulic Bottle Jack 5 Ton	Hydraulic Bottle Jack 10 Ton	Hydraulic Bottle Jack 20 Ton	Hydraulic Bottle Jack 30 TON	Hydraulic Bottle Jack 50 Ton
Specification					
Capacity (Ton)	5	10	20	30	50
Height min.(mm)	207	222	235	260	280
Lifting Height (mm)	125	145	150	160	170
Adjusting Height (mm)	70	80	60		
Package Dimension L x W x H (mm)	280 x 265 x 255	295 x 275 x 260	315 x 185 x 275	220 x 200 x 300	240 x 220 x 315
Weight (kg)	4.5	4.8	9	18	26

HYDRAULIC BOTTLE JACK 2 TON



Features :

- Compact and rigid design for simple use

Article No	KW0500033
Model No.	ERLJH2
Description	Hydraulic Bottle Jack 2 Ton
Specification	
Capacity (Ton)	2
Height min.(mm)	175
Lifting Height (mm)	116
Adjusting Height (mm)	48
Package Dimension L x W x H (mm)	130 x 145 x 250
Weight (kg)	2.5

HYDRAULIC JACK 2 TON

HYDRAULIC JACK 3.5 TON

HYDRAULIC GARAGE JACK 3 TON LOW



KW0500039



KW0500040



KW0500756

Features :

- Compact and rigid design for simple use
- Hydraulic alligator type
- Suitable for workshop operation

Article No	KW0500039	KW0500040	KW0500756
Model No.w	ERLJH2	ERLJH3	ERLJGL3
Description	Hydraulic Jack 2 Ton	Hydraulic Jack 3.5 Ton	Hydraulic Garage Jack 3 Ton Low
Specification			
Capacity (Ton)	2	3.5	3
Height min.(mm)	135	145	95
Height max.(mm)	310	500	445
Height rise.(mm)	175	355	400
Dimension L x W x H (mm)	430 x 145 x 200	685 x 180 x 346	745 x 349 x 180
Weight (kg)	7	37	35

HYDRAULIC GARAGE JACK 5 TON



KW0500057



KW0500058

Features :

- Compact and rigid design for simple use
- Hydraulic alligator type
- Equipped with 4 wheel for easy maneuver

Article No	KW0500057	KW0500058
Model No.w	ERLJG5	ERLJG10
Description	Hydraulic Garage Jack 5 Ton	Hydraulic Garage Jack 10 Ton
Specification		
Capacity (Ton)	5	10
Height min.(mm)	150	160
Height max.(mm)		560
Dimension L x W x H (mm)	1510 x 380 x 210	1640 x 480 x 260
Weight (kg)	129	146

TRANSMISSION JACK 0.5 TON FLOOR

TRANSMISSION JACK 1 TON FLOOR



KW0500759



- Features :
- 4 wheel for more stability and easy rolling
 - Make easy when repair engine
 - Hydraulic lifting mechanism



KW0500760

Article No	KW0500759	KW0500760
Model No.w	ERLJT05	ERLJT1
Description	Transmission Jack 0.5 Ton Floor	Transmission Jack 1 Ton Floor
Specification		
Capacity (Ton)	0.5	1
Lenght (mm)	750	900
Width (mm)	412.5	492
Min. Height (mm)	215.6	210
Max. Height (mm)	564	775
Dimension L x W x H (mm)	760 x 165 x 280	900 x 492 x 300
Weight (kg)	40	75

TRANSMISSION JACK 500 KG



KW0500444

**TRANSMISSION JACK
500 KG STAND**



10454296

- Features :
- 4 wheel for more stability and easy rolling
 - Make easy when repair engine
 - Hydraulic lifting mechanism

Article No	KW0500444
Model No.	ERLST5
Description	Transmission Jack 500 Kg
Specification	
Capacity (kg)	500
Min. Height (mm)	1400
Max. Height (mm)	2000
Dimension L x W x H (mm)	1080 x 300 x 210
Weight (kg)	34

- Features :
- 4 wheel for more stability and easy rolling
 - Make easy when repair engine
 - Hydraulic lifting mechanism

Article No	10454296
Model No.	ERLSTH5
Description	Transmission Jack 500 Kg Stand
Specification	
Capacity (kg)	500
Min. Height (mm)	870
Max. Height (mm)	1800
Dimension L x W x H (mm)	730 x 730 x 910
Weight (kg)	77

FARM JACK 3 TON 33 INCH



Features :

- Compact and rigid design for simple use
- Suitable for lifting 4 wheel drive car, tractor or heavy trucks

Article No	KW0500477
Model No.	ERLJF333
Description	Farm Jack 3 Ton 33 Inch
Specification	
Capacity (Ton)	3
Base Size (inch)	7 x 4 - 1/2
Min. Height (inch)	4 - 15/16
Max. Height (inch)	26
Dimension L x W x H (mm)	190 x 130 x 870
Weight (kg)	13

LIFTING JACK 5 TON



**Available
5/10Ton**



Features :

- Compact and rigid design for simple use
- Suitable for lifting heavy vehicle

Article No	KW0500564	KW0500565
Model No.	ERLJ5	ERLJ10
Description	Lifting Jack 5 Ton	Lifting Jack 10 Ton
Specification		
Capacity (Ton)	5	10
Test Capacity (kN)	73.5	147
Chain Shake to Lift Full Load (N)	400	580
Max. Lifting Height (mm)	400	400
Dimension L x W x H (mm)	230 x 160 x 750	230 x 160 x 750
Weight (kg)	49	49

JACK STAND



10116700



KW0501677

Features :

- Compact and robust design for simple use
- Ratchet type for fine adjustment
- Double safety pin (10116700)

Article No	10116700	KW0501677
Model No.	ERLS3	ERLS6
Description	Jack Stand 3 Ton with Safety Pin	Jack Stand 6 Ton (2Pcs)
Specification		
Capacity (Ton)	3	6
Min. Height (inch)	295	395
Max. Height (inch)	425	605
Dimension L x W x H (mm)	210 x 190 x 360	310 x 265 x 460
Weight (kg)	3.4	13.5

ENGINE STAND FOLDING 680 KG

HYDRAULIC ENGINE CRANE 2 TON



10061307



KW0500054

- Features :
- Make easy when repair engine
 - Ball bearing wheels & castors
 - Eight position rotary head

- Features :
- Hydraulic engine crane with load lever
 - 6 wheel construction for more stability and easy rolling
 - Folds in half for easy storage

Article No	10061307	KW0500054
Model No.	ERLSE06	ERLSEC2
Description	Engine Stand Folding 680 Kg	Hydraulic Engine Crane 2 Ton
Specification		
Capacity (kg)	680	2000
Boom working range (cm)	-	105 – 159
Lifting range (cm)	-	0 – 230
Dimension L x W x H (mm)	900 x 780 x 900	1480 x 3150 x 1700
Weight (kg)	33	83



ATV-MOTORCYCLE LIFT 750 KG




- Features :
- Hydraulic lifting mechanism
 - 2 fixed wheels and 2 casters for extra maneuverability
 - Foot activated pump and release valve

Article No	KW1900955
Model No.	EPLA7
Description	ATV-Motorcycle Lift 750 Kg
Specification	
Max. Capacity (kg/Lbs)	750 / 1500 (gross weight, evenly distributed)
Lift Range (mm)	114 - 406
Ram Travel (mm)	133
Overall Dimension A x B x C (mm)	114 x 381 x 813
Pad Dimension L x W x H (mm)	337 x 70 x 6
Casters W x D (mm)	32 x 63.5
Weight (kg)	33.5

BODY REPAIR AND TIRE SERVICE



HYDRAULIC BODY REPAIR KIT 4 TON



- Features :
- Multi-Purpose Tools- Used for automotive, truck, farm and heavy equipment repair
 - Perfect for a variety of autobody repair, frame repair and construction jobs Practical Function
 - Hydraulic jack kit is safe & reliable to use, better than traditional bulky tools. Made of high-strength carbon steel, cast iron, which ensures durability and stability.

Article No	KW0500061
Model No.	ERBR4
Description	Hydraulic Body Repair Kit 4 Ton
Specification	
Capacity (Ton)	4
Ram Lowest Order (mm)	330
Ram Stroke (mm)	120
Package Dimension L x W x H (mm)	585 x 350 x 180
Weight (kg)	17

BODY REPAIR HYD-10 TON PORTA POWER



- Features :
- Multi-Purpose Tools- Used for automotive, truck, farm and heavy equipment repair
 - Perfect for a variety of autobody repair, frame repair and construction jobs Practical Function
 - Hydraulic jack kit is safe & reliable to use, better than traditional bulky tools. Made of high-strength carbon steel, cast iron, which ensures durability and stability.

Article No	KW0500062
Model No.	EPBR10
Description	Body Repair Hydraulic 10 Ton Porta Power
Specification	
Capacity (Ton)	10
Ram Lowest Order (mm)	470
Ram Stroke (mm)	150
Package Dimension L x W x H (mm)	815 x 430 x 165
Weight (kg)	31

AIR HOSE REEL



- Features:
- Hybrid polymer hose
 - Durable construction made from high quality impact resistant polypropylene
 - Positive latching mechanism automatically locks hose at desired length
 - Included air quick plug and quick coupler

Article No.	10460765	10460766	10460767
Model No.	ERTIH6	ERTIH9	ERTIH15
Description	Air Hose Reel Hybrid Polymer 6M	Air Hose Reel Hybrid Polymer 9M	Air Hose Reel Hybrid Polymer 15M
Specification			
Hose Material	Hybrid Polymer		
Hose Length (m)	6	9	15
Hose ID x OD (mm)	8 x 12		
Air Inlet / Outlet (inch)	1/4		
Working Pressure (Psi)	290		
Outer Casing Material	Polypropylene		
Package Dimension L x W x H (mm)	36 x 16.5 x 33.5	39 x 18 x 37	42 x 21.5 x 42.5
Weight (kg)	4.5	5	6

TIRE INFLATOR WITH GAUGE 220PSI



- Features :
- Suitable for all kind of motorcycle and car
 - With 345mm hose length
 - Maximum pressure until 220psi

Article No	KW1200186
Model No.	ERI220
Description	Tire Inflator With Gauge 220Psi
Specification	
Working Pressure (Psi)	220
Dimension L x W x H (mm)	300 x 100 x 200
Weight (kg)	1



SERVICE TOOLS

SCANNER DIAGNOSTIC CAR



Maintenance system Diagnostic for your car

- ABS
- Engine
- Transmission
- Oil service system
- Battery System
- Injector System
- TPMS (tire pressure monitoring System)
- Etc.



Features :

- Support multi vehicle brands
- Compatible with OBD I and OBD II cars
- Auto scan Function, reads and clears diagnostic trouble codes and reset MILS

Article No	10467764
Model No.	EPSESI
Description	Scanner Diagnostic Car 65
Specification	
Screen	8 Inch diagonal, daylight readable color LCD screen 1280 x 800 pixel
Operating System	Android 9.0
CPU	4 Core, 2.0 GHz
Memory	2 GB DDR3L
SSD Hard drive	32 GB
Built in Battery	8000 mAh Lithium polymer battery
Package Dimension L x W x H (mm)	450 x 358 x 156
Weight (kg)	5.5

INJECTOR CLEAN and TESTER



Features :

- LED display, strong and durable
- Ultrasonic cleaning trough built-in
- With heating function

Article No	10009140
Model No.	EPSTC02
Description	Gasoline Injector Tester 2 Port
Specification	
Power supply (V/Hz/Ph)	220 / 50 / 1
Ultrasonic cleaning power (W)	70
Turning speed range (r/min)	0 - 7500
Pulse duration (ms)	0 - 20.0
Cylinder reticule accuracy (ml)	0.2
System pressure (Mpa)	0 - 0.6
Package Dimension (mm)	580 x 540 x 495
Weight (kg)	18

GAS ANALYZER



10174174



10174175



10174176

Features 10174174 :

- Outstanding accuracy, stability and durability
- Automatic temperature adjustment (2 - 8 min)
- Durable performance that has passed a severe cold test at -100C

Features 10174175, 10174176 :

- Outstanding accuracy, stability and durability
- Built in printer
- Durable performance that has passed a severe cold test at -100C

Article No.	10174174	10174175	10174176
Model No.	EP5G2	EP5G4	EP5G5
Description	Gas Analyzer 2GAS Gasoline	Gas Analyzer 4GAS Gasoline	Gas Analyzer 5GAS Gasoline LPG CNG
Specification			
Measuring gas	CO, HC	CO, HC, CO2, O2, Lamda (Air surplus rate)	CO, HC, CO2, O2, Lamda (Air surplus rate)
Sensor Theory/Measuring range / Resolution	<ul style="list-style-type: none"> · CO/0,00 - 10,0 %/0.01% · HC/0 - 9999 ppm / 1 ppm 	<ul style="list-style-type: none"> · CO/0,00 - 10,0 %/0.01% · HC/0 - 9999 ppm / 1 ppm · CO2/0,0 - 20.0%/0.1% · O2/0,00 - 25.00 %/0.01% · λ0 - 2.000/0.001 · AFR/0,0 - 99.0/0.1 	<ul style="list-style-type: none"> · CO/0,00 10,0 %/0.01% · HC/0 - 9999 ppm / 1 ppm · CO2/0,0 - 20.0%/0.1% · O2/0,00 - 25.00 %/0.01% · λ0 - 2.000/0.001 · AFR/0,0 - 99.0/0.1 · NOX/0 - 5,000 ppm/1 ppm
Flow Rate (L/min) / Display	4 – 6 / 4 digit 7 segment LED	4 – 6 / 4 digit 7 segment LED	4 – 6 / 4 digit 7 segment LED
Response time	Within 10 second	Within 10 second	Within 10 second
Power Consumption	Approx 50W / 110 V / 220 V ±10%, 50 / 60Hz	Approx 50W / 110 V / 220 V ±10%, 50 / 60Hz	Approx 50W / 110 V / 220 V ±10%, 50 / 60Hz
Package Dimension L x W x H (mm)	530 x 400 x 350	530 x 400 x 350	530 x 400 x 350
Weight (kg)	12.5	12.5	12.5

OPACITY SMOKE METER DIESEL



Features :

- Real-time smoke measurement (%, k [m-1])
- Built in printer
- Portable and LED display

Article No	10437552
Model No.	EPSOP
Description	Opacity Smoke Meter Diesel
Specification	
Measuring items	"Smoke opacity (%, k [m-1]) RPM (option), °C (option)"
Light source	Green LED(565nm)
Detector	Photo diode
Range	0.0 - 100.0% (0.00 - 21.42m-1)
Accuracy	Less than 1%
Power	220V / 110V AC 50 / 60Hz
Package Dimension L x W x H (mm)	530 x 400 x 350
Weight (kg)	12.5

AC RECOVERY R134a 14L AUTO-3R

Features :

- Convenient to observe the oil level of the vacuum pump
- Able to drain and collect the used oil to the oil tray
- Big caster better fits for the uneven ground

Article No	10174755
Model No.	EPSAR14
Description	AC Recovery R134a 14L Auto-3R
Specification	
Refrigerant tank available capacity (L)	"Smoke opacity (%, k [m-1]) RPM (option), °C (option)"
Oil bottle capacity (ML) / Operating temperature (°C)	Green LED(565nm)
Max. Working pressure (bar) / Low pressure protection	Photo diode
Electronic scale range (KG)	0.0 - 100.0% (0.00 - 21.42m-1)
Compressor (watt)	Less than 1%
Voltage (AC, V/Hz/ph)	220V / 110V AC 50 / 60Hz
Dimension L x W x H (mm)	530 x 400 x 350
Weight (kg)	12.5

LUBRICATION


MANUAL OIL DISPENSER 24L

Features :

- Level gauge with metal guard
- Double acting hand operated pump
- 1.8 meters flexible hose with metal spout and shut off valve


Article No	KW1900293
Model No.	EPUDO24
Description	Manual Oil Dispenser 24L
Specification	
Tank (ℓ)	24
Capacity (g/stroke)	200
Hose Length (m)	1.8
Fitting	Metal
Dimension L x W x H (mm)	300 x 300 x 850
Weight (kg)	12

PNEUMATIC OIL DISPENSER 3-8BAR 24L

Features :

- Designed with 2 wheel
- 1.8 meters flexible hose
- Level gauge with metal guard

Article No	KW1900295
Model No.	EPUBO24
Description	Pneumatic Oil Dispenser 3-8 BAR 24L
Specification	
Tank (ℓ)	24
Working Pressure (Bar)	3-8
Air Inlet Connection	Tires valve
Delivery Tube Diameter-length (inch-m)	3/4 - 1.8
Fitting	Metal
Dimension L x W x H (mm)	300 x 300 x 850
Weight (kg)	11

PNEUMATIC MOBILE OIL PUMP 5:1-15L/M

Features :

- Supplied with trolley for 200 kg drum
- Digital Oil Flow Meter
- Connecting hose ½ inch diameter, 4 meter length

Article No	10005735
Model No.	EPUBO15
Description	Pneumatic Mobile Oil Pump 5:1-15L/M
Specification	
Compression Ratio	5 : 1
Maximum Working Pressure Bar	8
Air Consumption (ℓ/m)	330
Suction Tube Length & Diameter (mm)	940 & 42
Oil Flow Rate (ℓ/m)	15
Inlet Connection (inch)	1/4
Dimension L x W x H (mm)	950 x 770 x 1250
Weight (kg)	35

PNEUMATIC OIL PUMP ONLY F KW19-295/514

Features :

- Designed with 5 : 1 ratio air operated pump
- Suitable for 220kg trade Drum

Article No	10005766
Model No.	EPUPO
Description	Pneumatic Oil Pump Only For KW19-295/514
Specification	
Compression Ratio	5 : 1
Air Inlet & Oil Outlet Connection Ø (inch)	1/4 & 1/2 Quick plug
Suction Tube Length & Ø (mm)	940 & 42
Air Inlet Pressure (bar)	6 – 8
Output Pressure (bar)	30 – 40
Air Consumption (ℓ/m)	330
Dimension L x Ø (mm)	1200 x 100
Weight (kg)	5

PNEUMATIC WALL MOUNT OIL PUMP 5:1-15

Optional Accessories


KW1900350
Swivel
Wall Bracket


Features :

- Digital oil flow meter
- Air pressure regulator ¼ inch
- Designed with 5 : 1 ratio air operated pump

Article No	10005763
Model No.	EPUPWO15
Description	Pneumatic Wall Mount Oil Pump 5:1-15
Specification	
Compression Ratio	5 : 1
Air Inlet & Oil Outlet Connection Ø (inch)	1/4 & 1/2 Quick plug
Suction Tube Length & Ø (mm)	940 & 42
Air Inlet Pressure (bar)	6 – 8
Hose Length (inch x m)	1/2 x 10
Air Consumption (ℓ/m)	330
Dimension L x W x H (mm)	550 x 170 x 1800
Weight (kg)	30

WASTE OIL SUCTION DRAIN EXTRACT

Features :

- Suplied with 90 liter tank and 8 liter transparant bowl
- Air pressured to clean waste oil
- Large collection bowl with grid

Article No	10101088
Model No.	EPRI205
Description	Waste Oil Suction Drain Extract
Specification	
Tank Capacity (ℓ)	90
Pre-Chamber Capacity (ℓ)	8
Plastic Bowl Capacity (ℓ)	12
Max. Air Pressure (bar)	8
Suction Speed (ℓ/min)	1.5
Suction Hose (m)	2
Dimension L x W x H (mm)	470 x 630 x 170
Weight (kg)	38

MANUAL GREASE DISPENSER 13 BAR

Features :

- High pressure hand operated grease dispenser for bulk grease
- Flexible spout and 4 jaw grease coupler

Article No	KW1900292
Model No.	EPUDG13
Description	Manual Grease Dispenser 13 Bar
Specification	
Output Pressure (bar)	13 - 14
Size of hose (inch x m)	Ø 1/4 x 1.5
Tank Capacity (kg)	14
Pump Ratio	Manual pump
Delivery speed	Depend of strength of use
Dimension L x W x H (mm)	370 x 350 x 750
Weight (kg)	9

PNEUMATIC GREASE DISPENSER 60:1 360BAR

Features :

- Equipped with 4m hose R2AT 3/4 inch
- Grease shut-off valve with flexible spout
- Grease specification max NLGI grade 2

Article No	KW1900552
Model No.	EPUBG
Description	Pneumatic Grease Dispenser 60:1 360BAR
Specification	
Air inlet Connection Ø (inch)	1/4
Grease outlet connection Ø (inch)	3/8
Size of hose (inch x m)	Ø 1/4 x 4
Air Inlet Pressure (bar)	6 - 8
Tank Capacity (kg)	14
Air Consumption (ℓ/m)	340
Dimension L x W x H (mm)	400 x 360 x 950
Weight (kg)	12

PNEUMATIC GREASE PUMP 60:1 360BAR

Features :

- Cover with diameter 310 mm
- Follower plate diameter 310 mm
- Grease specification max NLGI grade 2


Article No	KW1900294
Model No.	EPUDG60
Description	Pneumatic Grease Pump 60:1 360BAR
Specification	
Air inlet Connection Ø (inch)	1/4
Grease outlet connection Ø (inch)	3/8
Size of hose (inch x m)	Ø 1/4 x 4
Air Inlet Pressure (bar)	6 – 8
Suction Tube Length (mm)	500
Air Consumption (ℓ/m)	340
Dimension L x W x H (mm)	600 x 500 x 750
Weight (kg)	16

PRESSURE SPRAYER 3-7BAR 24L

Features :

- Easy to use, operate and maintain
- Can be use to spray liquid with alkalines base
- Tank design with mounted two wheel castors

Article No	KW1900415
Model No.	EPUYS24
Description	Pressure Sprayer 3-7 Bar 24L
Specification	
Tank Capacity (ℓ)	24
Operating Pressure (bar)	3 – 7
Fitting for Entry of Air in Tank	As tire valves
Length of the Flexible Spraying Tube (m)	1.9
Dimension L x W x H (mm)	335 x 250 x 960
Weight (kg)	13.5

OIL HOSE REEL 20M WITH SWIVEL

Features :

- Automatically lock hose at desired
- With swivel bracket to easy move

Article No	KW1900663
Model No.	ERUH20
Description	Oil Hose Reel 20M With Swivel
Specification	
Hose Length (m)	20
Hose ID (inch)	1/2
Air inlet / Outlet Ø (inch)	1/2
Working Pressure (psi)	2000
Dimension L x W x H (mm)	58 x 23.5 x 60.5
Weight (kg)	30

ATF AUTO CHANGER 25L 1PH 140W



Features :

- Automatically identify flow direction
- Monitor used and new oil level through a sight window.
- Special design of the back door leaves more storage space for tools and parts.

Article No	10174754
Model No.	EPUSAT25
Description	Atf Auto Changer 25L 1PH 140W
Specification	
Oil Pump Power (Watt)	140
Power Supply (V/PH/Hz)	220 / 1 / 50
Max.Tank Volume (L)	25
Equal Quantity Exchange Precision (ml)	± 100
Operating Temp. ©	-20 - +60°
Relative Humidity	<85%
Dimension L x W x H (mm)	560 x 530 x 1030
Weight (kg)	80



WHEEL DOLLY 12 INCH JACK SETS



Features :

- Vehicles can be lifted and moved easily
- Robust hydraulic cylinder with a capacity up to 680 kg
- 4 Castors for safe standing and easy moving

Article No	10182742
Model No.	ERLJWS12
Description	Wheel Dolly 12 Inch Jack Sets
Specification	
Max. Wheel Width (inch/mm)	12 / 310
Load capacity (per unit) (kg)	680
Spread max. (Inch/mm)	21 / 530
Spread min. (Inch/mm)	11 / 280
Dimensions L x W x H (mm)	610 x (560 - 830) x 2
Package Dimension LxW x H (mm)	670 x 650 x 260
Weight (kg)	18.5



BIKE-MOTORCYCLE LIFT



- Features :
- Working pressure : 110 ~ 120 psi
 - Air consumption : 9cfm (225l/m)

Article No	KW1900361	KW1900362
Model No.	EPLB3	EPLB4
Description	Bike-Motorcycle Lift 363 Kg	Bike-Motorcycle Lift 454 Kg
Specification		
Capacity (kg)/(Lbs)	363 / 800	454 / 1000
Min. Height (inch)	205	195
Max. Height (inch)		780
Dimension A x B x C (mm)	1350 x 400 x 490	1830 x 200 x 660
Weight (kg)	113	158.5



- Features :
- Mechanical auto-safety gear lock
 - Extended for mechanic tools tray
 - Side extension for wider vehicle (ATV and Harley Davidson)

Article No	10013984
Model No.	EPLB10
Description	Bike-Motorcycle Lift 998 Kg
Specification	
Capacity (kg)/(Lbs)	998 / 2200
Min. Height (inch)	200
Max. Height (inch)	1230
Air Hydraulic Foot Pumps	-
Pumps Input Air Pressure (Bar/Psi)	6.2 – 9.6 / 90 – 140
Pumps Reservoir Capacity (ℓ)	1.85
Package Dimension L x W x H (mm)	225 x 82 x 30
Weight (kg)	337

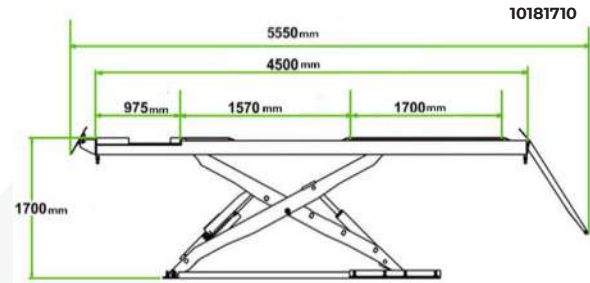
SCISSOR ALIGNER 4 TON



- 4000kg** (8919 lbs)
Lifting capacity
- 1700 mm** (54'7")
Lifting height
- <180mm** (17")
Min height
- 85 S**
Lifting time
- 85S**
Dropping time
- No ditch needed**
- Four wheel alignment function**




- Features:
- This is a plug-n-play surface mounted large platform scissor lift for alignment service with 4000 KG lifting capacity.
 - 180 mm minimum height, 1700 mm lifting height.
 - Reserved tracks for rolling jack, ready for tire service (optional- purchased separately)



Article No	10174756
Model No.	EPLCS4
Description	Scissor Aligner 4 Ton 3P-2.2KW
Specification	
Lifting Capacity (kg)	4000
Motor Power (kw)	2.2
Power Supply (VAC/Ph/Hz)	380 / 3 / 50
Lifting Height (mm)	1700
Platform Height (mm)	180
Platform Length (mm)	5550
Package Dimension L x W x H (mm)	4530 x 690 x 320
Weight (kg)	2033

Packaging	Dimension L x W x H (mm)	Weight (kg)
1. Main Platform	4530 x 690 x 320	891
2. Deputy Platform	4530 x 690 x 320	877
3. Control Box	470 x 340 x 1010	55
4. Accessories Case	560 x 300 x 300	43
5. Ramps	1000 x 650 x 200	75
6. Oil Hose Cover Plate	800 x 300 x 100	15
7. Manual Jack Beam	950 x 580 x 300	152

FOUR POST LIFT 5T ALIGNMENT



Include turntable for wheel alignment



Include Jack Beam 3 Ton Manual



Adopt High Quality Pump

- Features:
- Mechanical lock engaged automatically during lifting process.
 - Electro-hydraulic lift, with cylinder located under one of the platforms
 - Low profile platforms, with short drive-on ramps, can be for when fully lowered, requires less space

Article No	10464179
Model No.	EPLCP45
Description	Four Post Lift 5 Ton Alignment
Specification	
Lifting Capacity (kg)	5000
Motor Power (kw)	2.2
Power Supply (VAC/Ph/Hz)	380 / 3 / 50
Lifting Height (mm)	1750
Platform Height / Length (mm)	250 / 4650
Package Dimension L x W x H (mm)	4390 x 725 x 705
Weight (kg)	1200

TWO POST LIFT



- Features 10213488:
- Manual safety locking system
 - Driven by dual hydraulic cylinders
 - No floor plate restrictions

- Features 10213489:
- Electric safety locking system
 - Electromagnetic lowering
 - Driven by dual hydraulic cylinders

Article No	10213488	10213489
Model No.	EPLCP24	EPLCPE24
Description	Two Post Lift 4 Ton Man 2.2KW 220V	Two Post Lift 4 Ton Electric 2.2KW 220V
Specification		
Lifting Capacity (kg)	4000	
Lifting Height (mm)	1910	
Overall height / Width (mm)	3750 / 3583	
Motor Power (kw/watt)	2.2 / 2200	
Power Supply (VAC/Ph/Hz)	220 / 1 / 50	
Max Car width (mm)	2616	
Package Dimension L x W x H (mm)	3680 x 450 x 710	3840 x 460 x 710
Weight (kg)	651	655



TIRE SERVICE



TIRE INFLATOR AUTOMATIC



10036067



10036068

Features :

- Full automatic airinflation and discharge Function
- LED pressure display,safety, accurate and easy operation
- High accuracy pressure sensor

Article No	10036067	10036068
Model No.	EPIAC1610	EPIAC1609
Description	Tire Inflator Automatic BD	Tire Inflator Automatic BDJ
Specification		
Power Supply (W/VAC/Ph/Hz)	32 / 220 / 1 / 50	
Air Inlet Pressure (Bar)	10 - 16	
Air Inflation Pressure Range (Bar)	1 - 7 & 7 - 13	
Pressure Precision (Bar)	± 0.5 %	
Inflation Speed (ℓ / min) @10Bar	400	
Air Hose Length (m)	10	9
Dimension L x W x H (mm)	246 x 90 x 615	290 x 192 x 695
Weight (kg)	8	11

NITROGEN GENERATOR



10072153

For Motorcycle

Features 10072153 :

- Full-automatic oil water filter and separator
- Automatic draining water out
- N2 purity analysis display

For Car & Motorcycle

Features 10001596 :

- LED Digital display for pressure and time
- Full-automatic oil water filter and separator
- Accumulated working time display



10001596

Article No	10072153	10001596
Model No.	EPIN85	EPIN115
Description	Nitrogen Generator Mtr 35 - 85Psi	Nitrogen Generator Car 85 - 115Psi
Specification		
Power Supply (W/VAC/Ph/Hz)	60 / 220 / 1 / 50	
Air Inlet Pressure (Bar/psi)	6 - 8 / 85 - 115	
Nitrogen Purity (%)	92 - 99 PSA Technology	
Nitrogen output pressure (Bar/Psi)	1- 4 / 15 - 60	1- 6 / 15 - 85
Nitrogen output capacity (ℓ/minute)	25 - 45	50 - 70
Nitrogen tank capacity (ℓ)	50	
Package Dimension L x W x H (mm)	720 x 425 x 1120	
Weight (kg)	95	

TIRE CHANGER MOTORCYCLE 6-24INCH

For Motorcycle



Optional Accessories:


- Clamping protector (Plastic) 4Pcs



KW1901019



Clamping: 6"-24"



Adjustable clamp

Features :

- Manual Locking swing arm, convenient and fast
- Adjustable clamp

Article No	KW1900967
Model No.	EPCM24
Description	Tire Changer Motorcycle 6-24"
Specification	
Max. Wheel Diameter (inch/mm)	38 / 960
Max. Wheel Width (inch/mm)	13 / 330
Clamping (inch)	6 - 24
Working Pressure (Bar/Psi)	8 - 10 / 116 - 145
Motor Power (watt)	750
Power Supply (VAC/PH/Hz)	220 / 1 / 50
Package Dimension L x W x H (mm)	960 x 760 x 880
Weight (kg)	195

TIRE CHANGER CAR 12-26 INCH

For Car



**Optional Accessories
Sport Bike Clamping**



10081151



Inside Clamping 14"-26"



Outside Clamping
12"-23"

Features :

- Clamping Jaws are totally one step die casting
- Quick Air Booster, suitable for low profile tires
- The round column is used as air tank

Article No	10042397
Model No.	EPCM25
Description	Tire Changer Car 12-26"
Specification	
Max. Wheel Diameter (inch/mm)	45 / 1143
Max. Wheel Width (inch/mm)	16 / 406
Clamping (inch)	12 - 26
Working Pressure (Bar/Psi)	8 - 10 / 116 - 145
Motor Power (watt)	750
Power Supply (VAC/PH/Hz)	220 / 1 / 50
Package Dimension L x W x H (mm)	960 x 760 x 1030
Weight (kg)	255

TIRE CHANGER CAR M-ARM 12-26 INCH



Inside Clamping 14"-26"



Outside Clamping 12"-23"



Central Positioning



Rotary Press Arm

Features :

- Full Automatic Pneumatic tilting column
- Quick Air Booster, suitable for low profile tires
- Automatic mount/ demount head; no lever technology

Article No	10042399
Model No.	EPCMM26
Description	Tire Changer Car M-Arm 12-26"
Specification	
Max. Wheel Diameter (inch/mm)	45 / 1143
Max. Wheel Width (inch/mm)	16 / 406
Clamping (inch)	12 - 26
Working Pressure (Bar/Psi)	8 - 10 / 116 - 145
Motor Power (watt)	370
Power Supply (VAC/PH/Hz)	220 / 1 / 50
Package Dimension L x W x H (mm)	1550 x 760 x 930
Weight (kg)	395

TIRE CHANGER BUS/TRUCK 14-26 INCH



Clockwise and anticlockwise rotation of the clamp range from 14"-26", 14"-56" for 10189941



- Electrohydraulic operation.
- Movable control unit

Features :

- Hydraulic motor with pressure adjustment device
- Automatically fast turning
- High performance, maximum safety, absolutely universal application for quickly and convenient to demount/mount various of tires as bus, truck, etc.

Article No	10042400
Model No.	EPCB26
Description	Tire Changer Bus / Truck 14-26"
Specification	
Maximum Tire Diameter (inch/mm)	63 / 1600
Maximum Tire Width (inch/mm)	30 / 780
Maximum Tire Weight (kg)	500
Hydraulic Pump Motor	380V (3ph) 1.5 Kw
Rotating Motor	380V (3ph) 2.2 Kw
Clamping Capacity (inch)	14 - 26
Package Dimension L x W x H (mm)	2000 x 1580 x 950
Weight (kg)	670

TIRE CHANGER BUS/TRACTOR 14-56 INCH



Clockwise and anticlockwise rotation of the clamp range from 14"-26", 14"-56" for 10189941



• Electrohydraulic operation.
• Movable control unit

Features :

- Hydraulic motor with pressure adjustment device
- Portable console, double speed of both pump and rotating motor
- High performance, maximum safety, absolutely universal application for quickly and convenient to demount/mount various of tires as bus, truck, etc.

Article No	10189941
Model No.	EPCB56
Description	Tire Changer Bus / Tractor 14-56"
Specification	
Maximum Tire Diameter (inch/mm)	98 / 2500
Maximum Tire Width (inch/mm)	47 / 1200
Maximum Tire Weight (kg)	2200
Hydraulic Pump Motor	380V (3ph) 4 Kw
Rotating Motor	380V (3ph) 3 Kw
Clamping Capacity (inch)	14 - 56
Package Dimension L x W x H (mm)	2320 x 2210 x 1000
Weight (kg)	1080

WHEEL BALANCER MOTOR-CAR 10-24 INCH



• LED numeric display screen
• Self-calibration and diagnosis



Include motor cycle adaptor and shaft 14mm

Optional Accessories:



10213820
Shaft 10mm Motor Cycle Adaptor

Features :

- High precision axis performs better accuracy and repeatability
- High accurate and high stability of integrated circuit
- Capable for car wheel balancer

Article No	KW1900975
Model No.	EPBM24
Description	Wheel Balancer Motor-Car 10-24"
Specification	
Rim Diameter (inch/mm)	10 - 24 / 254 - 610
Rim Width (inch/mm)	1.5 - 20 / 40 - 508
Maximum Wheel Weight (kg)	65
Power Supply (W/V/PH/Hz)	200 / 220 / 1 / 50
Balancing Accuracy (g/oz)	± 1 / 0.04
Balancing Speed (rpm)	<200
Package Dimension L x W x H (mm)	91.5 x 76 x 123
Weight (kg)	122

WHEEL BALANCER CAR 10-24 INCH

5 Balancing Modes

Features :

- Automatic distance and wheel diameter measuring
- Tracking sticking balancing mode can locate weight precisely and rapidly
- High precision main shaft ensures repeat measuring accuracy

Article No	10042401
Model No.	EPBC24
Description	Wheel Balancer Car 10-24"
Specification	
Rim Diameter (inch/mm)	10 - 24 / 254 - 610
Rim Width (inch/mm)	1.5 - 20 / 40 - 508
Maximum Wheel Weight (kg)	65
Power Supply (W/V/PH/Hz)	200 / 220 / 1 / 50
Balancing Accuracy (g/oz)	± 1 / 0.04
Balancing Speed (rpm)	<200
Package Dimension L x W x H (mm)	116 x 96 x 76
Weight (kg)	271

WHEEL BALANCER TRUCK 24 INCH

Features :

- Suitable for tyres of truck and bus
- Pneumatic tyre lifting platform can mount tyre conveniently and balance various big tyres easily.
- Manually -operated distance and wheel diameter input

Article No	10181709
Model No.	EPBT24
Description	Wheel Balancer Truck 24"
Specification	
Maximum Rim Diameter (inch/mm)	13 - 24 / 330 - 610
Maximum Rim Width (inch/mm)	1.5 - 20 / 40 - 508
Maximum Tire Weight (kg)	150
Power Supply (W/V/PH/Hz)	550 / 380 / 3 / 50
Balancing Speed (rpm)	200
Measuring Time (s)	8
Package Dimension L x W x H (mm)	960 x 1220 x 1190
Weight (kg)	310

WHEEL ALIGNMENT 3D AUTO-LIFT

Reference 3D Virtual Plane for measuring the vehicle, faster and more accurate

Target board adjustment

Dynamic calibration

Front wheels calibration

Car calibration

Standard Parts

Steering wheel holder

Special wheel clamp Auto compentiation and auto measurement

Auto-tracking camera system provide real-time and high precision 3D measurement

Target No electronic components with high accuracy

Features :

- The camera bar tracks four targets automatically, more convenient and widespread measurement in shorter time.
- Free from the influence of ambient light and temperature, stable and reliable.
- Accuracy calculates the entire vehicle angle by two high precision cameras.

Article No	10174757
Model No.	EPSWA3
Description	Wheel Alignment 3D Auto-Lift
Specification	
Power Supply (W/V/PH/Hz)	500 / 220 / 1 / 50
Display Accuracy	1° / 0,01° / 0.1 mm
Camber Accuracy	± 2°
Caster Accuracy	± 6°
Track Width (mm)	1800
Wheel Base (mm)	3300
Package Dimension L x W x H (mm)	1* 690 x 810 x 1160 / 2* 2880 x 430 x 430 / 3* 325 x 275 x 1480
Weight (kg)	218